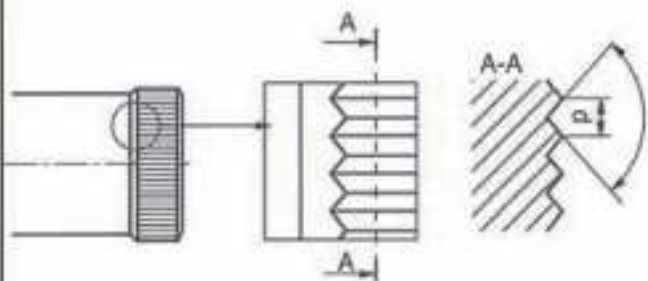
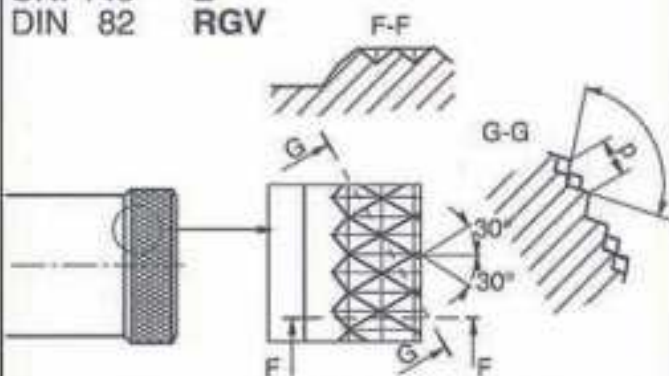


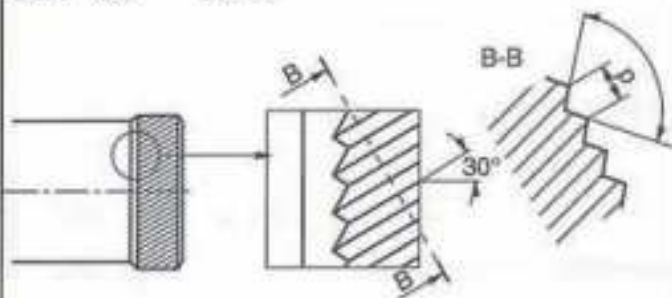
Zigrinatura parallela
UNI 149 **A**
DIN 82 **RAA**



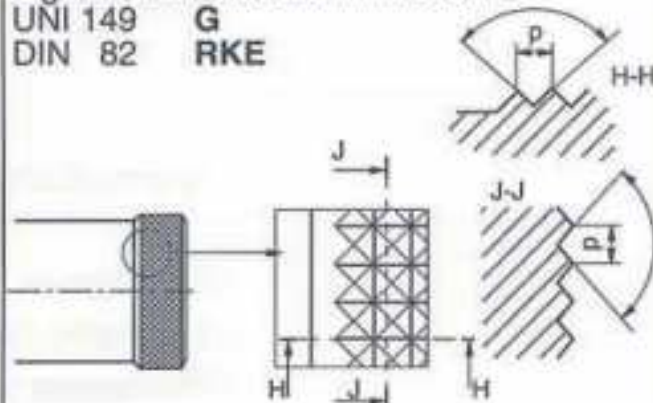
Zigrinatura spinata incavata 30°
UNI 149 **E**
DIN 82 **RGV**



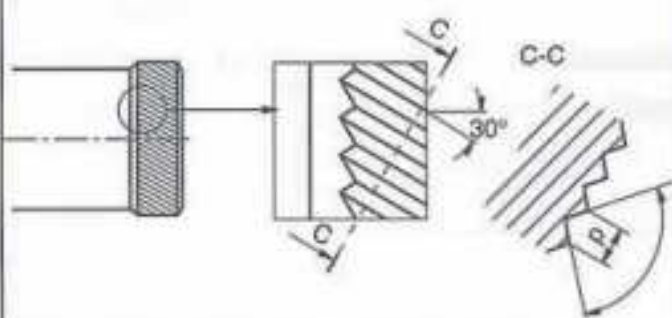
Zigrinatura sinistra 30°
UNI 149 **B**
DIN 82 **RBL**



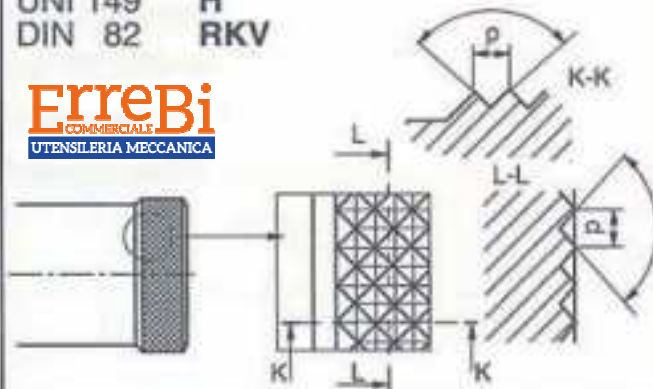
Zigrinatura incrociata in rilievo 45°
UNI 149 **G**
DIN 82 **RKE**



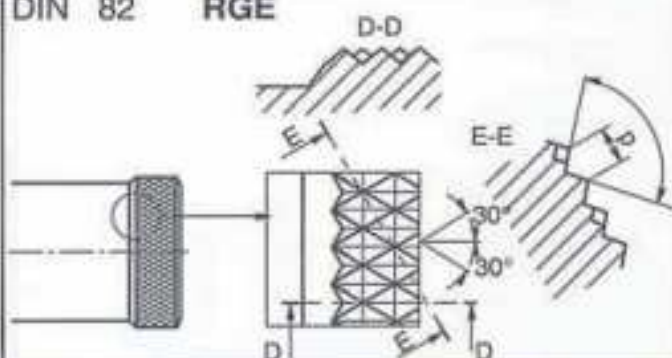
Zigrinatura destra 30°
UNI 149 **C**
DIN 82 **RBR**



Zigrinatura incrociata incavata 45°
UNI 149 **H**
DIN 82 **RKV**



Zigrinatura spinata in rilievo 30°
UNI 149 **D**
DIN 82 **RGE**



Diametri d2 di preparazione alla zigrinatura
rullata secondo UNI 149 (d1=dopo ricalco)

Simbolo	Denominazione	d2=
A	Zig. parallela	d1-0,50 p
B	Zig. sinistra	d1-0,50 p
C	Zig. destra	d1-0,50 p
D	Zig. spinata in rilievo	d1-0,67 p
E	Zig. spinata incavata	d1-0,33 p
G	Zig. incrociata in rilievo	d1-0,67 p
H	Zig. incrociata incavata	d1-0,33 p

Tali valori sono solo indicativi, p= passo